

## DP 3 Kit

**Code:** D2-93Z

**Size:** 37.5 x 17.75 x 9"  
(95.3 x 45.1 x 22.9 cm)

**Weight:** 45 lbs (20.5 kg)

### **Contains:**

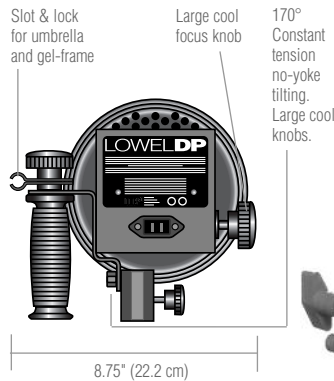
- 3 DP Lights (D2-10)
- 3 120v 1000w lamps  
(FEL)
- 3 KS Stands (KS)
- 3 DP Barndoors (D2-20)
- 1 DP Lampak (D2-61)
- 1 Multi Case (MCSEM)



Variable Focus – 120, 220/240v; 500-1000w



The DP is a long time Lowel workhorse. It's a powerful key, backlight or background light. Add an umbrella or diffusion for soft key or fill light, swap to the super-spot reflector for long throws, or customize it with a variety of other accessories. The DP is built for a long multi-use life.



**Multi-use, tungsten halogen source.**

**Watts:**  
1000, 750, 500 at 120v.  
1000, 650, & 500 at 220 & 240v. Lower wattage lamps may be more suitable for today's lower light HD cameras.

**Peened, parabolic reflector provides non-crossover beam with axial filament orientation for improved shadow pattern and gel life.**

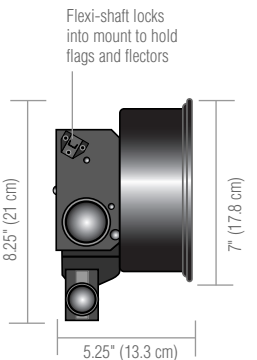
**Focus range-8:1** with #1 reflector & FEL lamp.

**Quick-change, super-spot reflector** for exceptionally long throws at all voltages.

**Tilting: 170°** no-yoke, constant-tension, one-handed tilting from straight up to almost straight down.

**Large cool knobs.**

**Protective front screen** must always be used.



Technical Data

**Weight with 16' cable:**  
3.6 lbs (1.6 kg)  
**Weight less 16' cable:**  
2.8 lbs (1.3 kg)

**Max. wattage:** 1000  
**Max. amperage:** 8.3 at 120v  
**Beam control:**  
continuously variable

**Fits on:** 5/8" (1.59 cm) studs  
**Materials:** primarily aluminum alloy  
**Cable:** 16' (4.88 m) #18/3

**Switch:** in-line, heavy-duty  
**U.S. Patent:** D 210972

Lamp/Beam Data



Lamp Code	Volts	Watts	°K	Avg Life	Foot Candles (Lux) at 10' (3 m)		
					Flood	Spot	Focus Range Super Spot
EHC	120	500	3200	300 hr	43 (465)	390 (4200)	9:1 678 (7300)
EHD	120	500	3000	2000 hr	35 (375)	339 (3650)	10:1 743 (8000)
EHF	120	750	3200	300 hr	73 (780)	554 (5960)	8:1 892 (9600)
EHG	120	750	3000	2000 hr	70 (750)	390 (4200)	6:1 827 (8900)
FEL	120	1000	3200	300 hr	88 (950)	711 (7650)	8:1 1161 (12500)
JCV220V-500WBM	220	500	3000	2000 hr	43 (465)	242 (2600)	6:1 505 (5450)
FEP/220	220	1000	3200	150 hr	74 (795)	604 (6500)	8:1 1133 (12200)
JCV240V-500WBM	240	500	3000	2000 hr	45 (490)	218 (2350)	5:1 449 (4850)
FKR/230	230	650	3100	300 hr	61 (660)	381 (4100)	6:1 734 (7900)
FEP/240	240	1000	3200	150 hr	77 (825)	627 (6750)	8:1 1074 (11560)

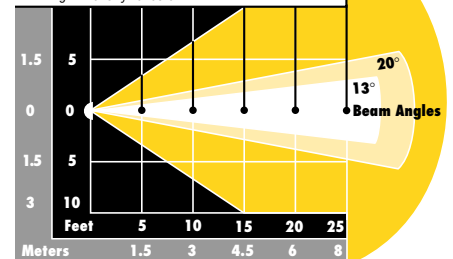
Performance

With 120v, 1000w, 3200°K, FEL lamp

**Foot Candles (Lux = foot candles x 10.8)**

	297	88	40	23	16
<b>Flood</b>					
<b>Spot</b>	3066	711	307	166	109
<b>Super Spot</b>	5667	1161	604	334	209

with high intensity reflector



Beam angles—points at which intensity drops to 50% of maximum

## Lights &

### DP Light

**Code: D2-10**  
**Weight:** 3.9 lbs (1.77 kg)  
 Supplied with Protective Screen, #1 Reflector, 16" (4.88 m) Cable with switch (less lamp).

### DP Light with lamp

**Code: D2-101**  
 Same as above, but with 120w, 1000w FEL lamp.

### Reflectors

**Weight:** 2 oz (57 g)  
 All switch in seconds without tools.

### #1 Reflector

**Code: D2-15**  
 Standard, full focusing reflector with Lowell's peened, parabolic, non-crossover configuration.

### #3 Reflector

**Code: D2-17**  
 Super-spot, fixed-focus, reflector has a narrow, high intensity beam for extremely long throws.

### DP Light Protective Screen

**Code: D2-19**  
**Weight:** 2 oz (57 g)  
 Supplied with light and in kits. Max. wattage: 1000w. Protects against lamp explosion. Must always be used.

## Light Controls

### Complete Barndoor

**Code: D2-20**  
**Weight:** 1 lb (454 g)  
 Barndoor Frame with two rectangular and two triangular leaves, all expandable. Rotates 360° and holds two accessories (dichroic, snoot, etc.).

### Barndoor Frame

**Code: D2-21**  
**Weight:** 4 oz (113 g)  
 Same as above minus leaves. Holds two accessories.

### Rectangular Leaf

**Code: D2-22**  
**Weight:** 4 oz (113 g)  
 Locks on frame with 1/4 turn instant release connector; has two expandable wings.

### Triangular Leaf

**Code: D2-23**  
**Weight:** 2 oz (57 g)  
 Locks on frame with 1/4 turn instant release connector; has two expandable wings.

## Light Controls

### Diffused Glass

**Code: D2-50**  
**Weight:** 4 oz (113 g)  
 Softens light; reduces intensity & contrast. Light loss 40%.

### Dichroic Filter

**Code: D2-51**  
**Weight:** 4 oz (113 g)  
 Converts 3200°K to average daylight with light loss of 50%. Absorbs some U.V.

### Clear Glass

**Code: D2-52**  
**Weight:** 4 oz (113 g)  
 Absorbs some U.V. with 5% light loss.

### Full Scrim

**Code: D2-54**  
**Weight:** 3 oz (85 g)  
 Stainless steel screen reduces light one stop without diffusion or softening of contrast.

### Half Scrim

**Code: D2-55**  
**Weight:** 3 oz (85 g)  
 Same as above covers half the light, rotates 360° to reduce light on any part of the subject that is too bright.

### Graduated Scrim

**Code: D2-56**  
**Weight:** 3 oz (85 g)  
 Clear, single and double screen areas gradually reduce light intensity. Compensates for light fall-off on walls and subjects.

### Cookaloris

**Code: D2-57**  
**Weight:** 3 oz (85 g)  
 Cut metal disk creates a soft shadow pattern to "break-up" flat, bland backgrounds.

### Snoot

**Code: D2-53**  
**Weight:** 6 oz (170 g)  
 Creates a reduced, soft-edged circle of light. Two, joined by a Frame (D2-21), increase effect.

### DP Frame

**Code: D2-24**  
**Weight:** 8 oz (227 g)  
 Attaches directly to DP to hold gels 12" x 16" (30.5 x 40.6 cm). Permanent gel clips and adjustable support arm.

### Gels (4)

(Pkg of 4) 12 x 16" (30.5 x 40.6 cm) sheets. Day Blue (D2-70); ND 3 (D2-71); Frost (D2-72); Mixed (D2-78); 3 Day Blue 1 Frost, 1 ND 3.

### DP Gel File

**Code: GF-15**  
**Size:** 13.3 x 18" (33.8 x 45.7 cm)  
**Weight:** 14 oz (398 g)  
 Accepts 12 x 16" gels for DP gel frame.

### DP Brella Standard/Silver

**Code: D2-25**  
**Size:** 41" (104 cm) open; 32.5" (82.6 cm) closed.  
**Weight:** 1.4 lbs (635 g)  
 Slips directly into DP to convert it to a large soft light.

### Special/White

**Code: D2-26**  
 Same as above with extremely soft, white reflective surface.

## Cables

### 16' Tota/Omni Cable

**Code: T1-80**  
**Weight:** 13 oz (369 g)  
 Standard #18/3; with switch.

### 16' (5 m) Tota Eurocord

**Code: T1-801**  
**Weight:** 13 oz (369 g)  
 #18/3 (.75 mm/3) with double pole switch and male CEE-7 plug. For approved CE use.

### 16' (5 m) Tota UK Cord

**Code: T1-802**  
**Weight:** 13 oz (369 g) #18/3 (.75 mm/3) with double pole switch and Male fused BS 1363A plug. For approved CE use.

### 10' Unswitched Cable

**Code: T1-808**  
**Weight:** 1.1 lbs (.5 kg)  
 For portable stage lighting use. "Hard service" #18/3 cable.

## Mounts

### KS Jr. Stand

**Code: DT-33**  
**Maximum height:** 7'7" (2.3 m).  
**Collapsed length:** 2'4" (65 cm)  
**Weight:** 3.5 lbs (1.6 kg)  
 Wide based, sturdy, lightweight stand with 5/8" (1.59 cm) stud, 3 sections and solid bar legs.

### KS Stand

**Code: KS**  
**Maximum height:** 9' (2.74 m).  
**Collapsed length:** 3' (91 cm)  
**Weight:** 4 lbs (1.8 kg)  
 Wide based, sturdier, lightweight stand with 5/8" (1.59 cm) stud, 2 sections and tubular legs.

### KSA Stand

**Code: KSA**  
 Same as above but black-anodized, air-cushioned stand.

### Uni Sr. Stand

**Code: UN-66**  
**Weight:** 3.3 lbs (1.5 kg)  
**Size:** 22.5" (57.2 cm) folded.  
**Maximum height:** 7' (2.2 m)  
**Base diameter:** 46"  
 Based on design of Uni-stand & KS Jr. Stand. Collapses smaller than KS Jr. Collar clamping.

### Tota-clamp

**Code: T1-30**  
**Weight:** 4 oz (113 g)  
 Clamps onto pipes, shelves, etc. up to 1 7/8" (4.78 cm) thick. 5/8" (1.59 cm) stud locks in two positions and accepts a light. Also accepts two Flexi-shafts with Tota-flags or Flectors.

### Safety Cable (3)

**Code: CM-50**  
**Weight:** 2 oz (57 g)  
 Recommended for extra security when attaching DP lights overhead. (Set of 3).

### Missing Link

**Code: ML-10**  
**Weight:** 6 oz (170 g)  
 Versatile clamp with double articulating female fitting increases flexibility when positioning small lights, flags, etc. Used with Double Male Stud (K1-11). Also available with large or small stud mounted spring clamps.

